

Bell Farm Primary School

Homework Policy



Introduction

At Bell Farm Primary School, we believe that homework plays an important role in developing home/school links and gives parents an insight into the curriculum whilst promoting family learning. We endeavour to provide opportunities for parents to enjoy working with their child at home and want pupils to see homework as a chance to deepen their learning.

Aims

Through this policy we aim to:

- Use homework as a tool to help continue to raise standards of attainment.
- Ensure consistency of approach throughout the school.
- Improve the quality of the learning experience offered to pupils and to extend it beyond the classroom environment.
- Provide opportunities for parents, children and the school to work together in partnership in relation to children's learning.
- Practise or consolidate basic skills and knowledge.
- Encourage children to develop the responsibility, confidence and self-discipline needed to study independently.
- To prepare older pupils for their transfer to secondary school.

The Nature of Homework

Homework can be set in many different forms such as:

- Practising times tables or spellings
- Writing sentences or paragraphs
- Solving a problem
- Reading or phonics
- A maths investigation
- An online activity
- Carrying out research
- Making a model or piece of artwork

Setting homework:

When setting homework the following points are considered:

- The nature and type of homework changes throughout a pupil's school career.
- The amount and frequency of homework.
- Homework should not cause undue stress on the pupil, family or the teacher.
- It will not necessarily come in the form of a written task.
- Homework is set and marked weekly.

Online Learning Platform:

- Bell Farm Primary School uses an online platform, eSchools, to set and receive homework.
- In each year group, a range of homework tasks will be set for the half-term. There will be a choice of twelve activities. Children will be able to select one to complete each week. Children should upload the homework they complete each week by the deadline set. Please see homework timetables for more information.
- We provide a homework exercise book so pupils can write in it, but all homework should be submitted online. Children can take a photo to upload or upload a document on eSchools. Pupils can also complete the homework in the page entry box.
- All children and parents will be provided with a login for eSchools.

The Role of the school

- Ensure that homework is set regularly, appropriately and consistently across classes in each year group and across the school. This will be set on the online platform, eSchools.
- Provide an explanation of homework tasks to parents when necessary and give guidance of how they might assist their child.
- Ensure that homework is marked and that feedback is given to children.
- Set homework that takes inclusion issues, equality and racial opportunities into account.
- Ensure that homework is purposeful and links to the curriculum being taught.
- Reward and praise children who regularly complete homework tasks.
- Respond to comments in the reading diary.

The Role of Parents/Carers

- Have fun and enjoy learning together.
- Access the online platform and submit homework once completed. Homework should be uploaded by the due date.
- Become actively involved and support their child with homework activities.
- Encourage and praise their child when homework is being done and when it is completed.
- Inform the school if their child is having any serious difficulties with their homework or cannot complete their homework for any reason.

At Bell Farm Primary School we are very keen for parents to support and help their children with homework. We take the view that children are likely to get more out of an activity if parents get involved as long as they do not take over too much. However, there are times when we will want to see what children can do on their own. It is particularly important, as they get older, for children to become increasingly independent in their learning. If a parent is unsure about what their role should be, they can discuss it with their child's teacher. If the child does not have access to a device to complete their homework, the school must be informed in order to make alternative arrangements.

The Role of the Pupil

- Undertake all homework at the right time and to the best of their abilities.
- Ask the teacher if they do not understand what they have been asked to do.
- Ask for some help if it is needed.
- To let a teacher know immediately if they have been unable to complete their homework for any reason.

Racial Equality & Equal Opportunities

All children have equal access and inclusive rights to the curriculum regardless of their gender, race, disability or ability. We plan work that is differentiated for the performance of all groups and individuals. Bell Farm School is committed to creating a positive climate that will enable everyone to work free from racial intimidation and harassment and to achieve their full potential.

Homework Timetables

This is decided within each year group to take account of:

- A balance of homework for children so that they do not have too much to do on one night and too little on another.
- The age of the children so that the homework set is appropriate.

The homework timetable is communicated on the eSchools homepages for each year group.

Homework will be set on eSchools on the allocated day by the end of the school day so that parents can download the homework before children get home. The homework grid will be uploaded to the homepage so you can see the homework options for the whole half-term.

Homework should be uploaded by the due date so that it can be marked by the teacher.

Expectations for Homework:

The grid below gives an indication of the time spent by each year group but different children, even within the same family, may work at a different pace. However, if a child repeatedly spends all evening doing homework or regularly claims that they have no homework then something is wrong and we would ask the parent to talk to the class teacher. Similarly, if a teacher is concerned they will contact the parent. Parents/Carers who have queries about homework should not hesitate to contact their child's class teacher or the phase leader.

The Hive

Monday	Reading book changed.	Reading at home should take place as often as possible . The children are not restricted to reading their scheme book and can choose from books at home if preferable. If the child is very tired or struggling to engage simply sharing a book with them or reading to them is encouraged. These reading sessions should be recorded in the child's reading record.
Tuesday		
Wednesday		
Thursday	Homework task available on eSchools. Children to upload completed homework by Monday. Reading book changed.	
Friday		

A member of staff will record a comment at least once a week.

Reception

Monday	Reading book changed.	Reading at home should take place 5 times a week . The children are not restricted to reading their scheme book and can choose from books at home if preferable. If the child is very tired or struggling to engage simply sharing a book with them or reading to them is encouraged. These reading sessions should be recorded in the child's reading record.
Tuesday		
Wednesday		
Thursday	Homework task available on eSchools. Children to upload completed homework by Monday. Reading book changed.	
Friday		

A member of staff will record a comment at least once a week.

Year 1 and 2

Monday	New spellings set on eSchools and spelling task set on eSchools. (10 mins) Children to upload by Thursday.	Reading 5/10 min
Tuesday		Reading 5/10 min
Wednesday		Reading 5/10 min
Thursday	Maths/English games or foundation task. (20 min) Choose from the selection set on eSchools for the half-term. Children to upload by Tuesday.	Reading 5/10 min
Friday		Reading 5/10 min

In years 1 and 2 the reading scheme book will be changed by the child (with support from a member of staff). A comment will be made in the reading diary by a member of staff at least once a week.

Year 3 and 4

Monday	New spellings set on eSchools every fortnight and spelling task set on eSchools. (15 mins) Children to upload by Thursday.	Reading 10 min
Tuesday		Reading 10 min
Wednesday		Reading 10 min
Thursday	Maths/English games or maths task. (20 min). Choose from the selection set on eSchools for the half-term. Children to upload by Tuesday. Times tables to be set on the eSchools homepage and tested every Thursday. Children's scores to be put into homework planners.	Reading 10 min
Friday		Reading 10 min

In years 3 and 4 the reading scheme book will be changed by the child. A comment will be made in the homework planner by a member of staff at least once a week.

Year 5 and 6

Monday	New spellings set on eSchools every fortnight and spelling task set on eSchools. (15 mins) Children to upload by Thursday.	Reading 10 min
Tuesday		Reading 10 min
Wednesday		Reading 10 min
Thursday	Maths/English task/foundation tasks. (20 min each). Choose from the selection set on eSchools for the half-term. Children to upload by Tuesday. Race Around the Track to be tested. Scores are to be put into homework planners.	Reading 10 min
Friday		Reading 10 min

Children may be given additional homework in year 6 to ensure that they are prepared for the tests in May.

Children are able to access Bug Club and Mathletics. The logins for these will be kept in the reading record / homework planner.

The expectation is that children complete their homework each week. Some children may need support with this in school and will be given the opportunity to complete homework in school if it is not done at home.

Spellings

Spellings for the half-term will be on the class homepage and also set as a homework task. Children should practise the new spellings daily for about 5 - 10 minutes and choose one of the spelling tasks on the spelling task grid to complete each week.

Children in Year One and Two will have a new list each week to learn. The task they complete will be linked to the spellings for each week.

Children in Year 3 to Year 6 will have one spelling list for two weeks. The tasks they complete will be linked to this spelling list.

There will be no weekly spelling tests as pupils will revisit their spellings regularly as part of the RWI spelling scheme.

The statutory spelling lists for each year group will also be available on the eSchools homepage for each year group.







Marking

Staff will mark the homework that is submitted by pupils before/on the correct day each week. Homework that is uploaded on eSchools at a later date will not be marked. Staff will mark homework weekly before the next homework is set.

Status of Policy	Date
Authored by Anne Cooper	October 2020
Policy reviewed	October 2021
Agreed by Staff	January 2022
Review	Every two years (June 2022)

Example of half-termly homework grid to use.

Year 6 homework options for autumn term 1. Pick ONE option per week to do as your homework task and upload on eschools.

<p>Bake a WWII recipe! Either upload the recipe you cooked or upload a photo of your food.</p> <p>HONEY POUND CAKE 112g unsalted butter 250g Margarine Baking Fat 250g caster sugar 125g soft 125g honey 125g vanilla extract 3 eggs well beaten 125g brown sugar 250g self-raising flour</p> <p>These sticky buns, dry on a sheet and are high in calories. Stock them up with a spoonful and enjoy gradually all honey, while it takes to work with a spoon. Add little sugar to the bread. Gradually stir in the dry ingredients and mix as you would normally. Add raisins, as well as to taste. They are spread on a sheet.</p>	<p>Get a silver certificate on Mathletics - that means you need to use it every day to get enough points!</p> 	<p>Pretend to be an evacuee in WWII and write a letter back home to your parents.</p> 
<p>Read a book or short story about WWII. Upload a photo of the front of the book you chose or write a book review.</p> <p>Some suggestions:</p>   	<p>Create your own Place Value worksheet using the link below. Complete the questions and self-mark (the website gives you instructions on how to do this!)</p> <p>https://www.math-salamanders.com/digit-place-value-worksheets.html</p> <p>1) 68010 → ____ 2) 9801 → ____ 3) 30010 → ____ 4) 20100 → ____ 5) 70010 → ____ 6) 80010 → ____ 7) 70010 → ____ 8) 20010 → ____ 9) 70100 → ____ 10) 70010 → ____ 11) 20010 → ____ 12) 80010 → ____</p>	<p>Research the scientist of the half term. Create a fact sheet or poster to show all the things you have learnt about her.</p> <p>Maria Telkes</p> 
<p>Research the D-Day landings. Create a fact file or poster to upload.</p>	<p>Create an E-safety poster on what you've covered in class.</p> <p>https://www.youtube.com/watch?v=VcM7sV9Zr6M</p>	<p>Complete the mini quiz on duo lingo.</p> <p>https://www.duolingo.com/skill/fr/Basics-1/1</p>

Example of termly spelling lists to use.

<p>Unit 1</p> <p>undo unkind undress unlock unsafe unhappy disagree dislike disappear incorrect dishonest disapprove disconnect invisible independent</p>	<p>Unit 2</p> <p>patient impatient possible impossible polite impolite perfect imperfect mature immature incapable incomplete insecure immortal important</p>	<p>Unit 3</p> <p>famous jealous enormous fabulous dangerous nervous poisonous tremendous venomous perilous mountainous hazardous pompous ridiculous generous</p>
<p>Unit 4</p> <p>suddenly carefully finally simply gently horribly loudly rudely nicely politely completely humbly merely comically wrinkly</p>	<p>Unit 5</p> <p>pure sure secure treasure creature capture picture nature future mixture adventure departure fracture features sculpture</p>	<p>Unit 6</p> <p>prepare preparation inform information admire admiration tempt temptation explore exploration admiration explanation sensation reservation separation</p>